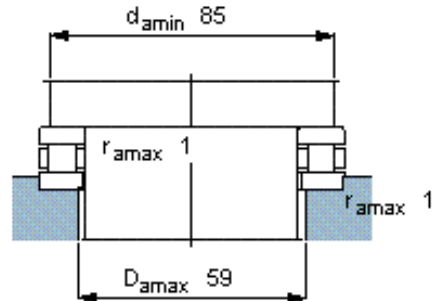
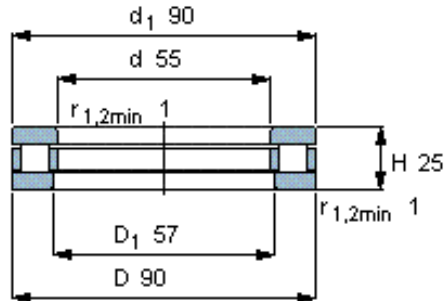
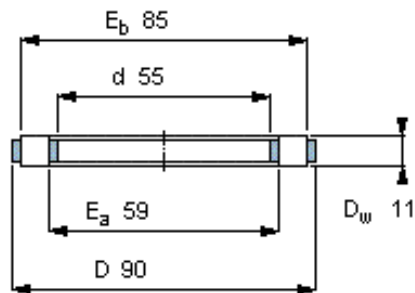


Principal dimensions			Basic load ratings		Speed ratings		Designations	
d	D	H	dynamic C	static C0	Reference speed	Limiting speed	Complete bearing	Roller and cage thrust assembly
mm			kN		r/min		-	
55	90	25	122	390	1400	2800	81211 TN	K 81211 TN

Complete bearing



Roller and cage thrust assembly



K 81211 TN

Mass kg 0,17

Appropriate components

Shaft washer
WS 81211

Housing washer
GS 81211

